


# Immigration Hub Post-Election Survey Results Pennsylvania



**IMMIGRATION HUB**

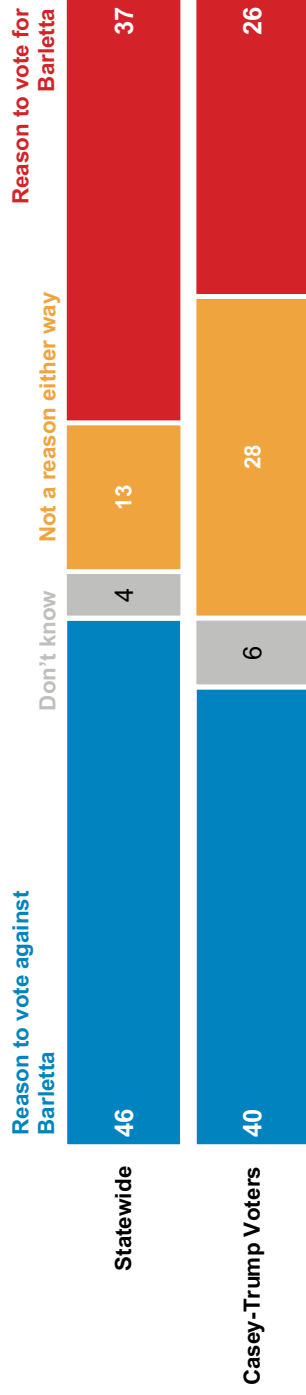
**GLOBALSTRATEGYGROUP**  
LEAD THE WAY™

**Pennsylvania Path to Victory:**  
 Casey's impressive showing included winning back Obama-Trump counties and exceeding past performances in the Pittsburgh market

Democratic Share of the Vote						
County	% Casey '18	Casey vs. Clinton	% Clinton '16	% Obama '12	% Casey '12	
Statewide	56%	+8.0	48%	52%	53%	
Obama-Trump Counties	46%	+10.4	35%	48%	50%	
Pittsburgh DMA	55%	+10.8	44%	48%	51%	
Allegheny County	66%	+9.5	57%	57%	59%	
Rest of Pitt DMA	44%	+11.8	33%	39%	43%	

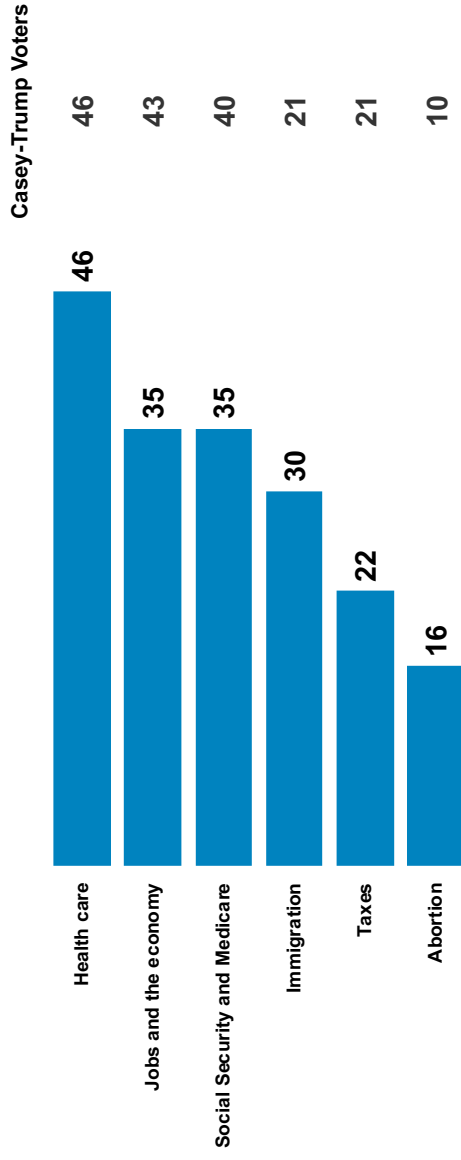
## Barletta's Trumpian immigration positions were a net negative, overall and among Casey-Trump voters

Lou Barletta is known for his positions on immigration, which are similar to Donald Trump's.... Was Barletta being similar to Trump on immigration more of a reason to vote for Barletta or more of a reason to vote against Barletta?



## Voters ranked pocketbook issues at top, far above immigration


Which issue on this list was most important in your vote for U.S. Senate?





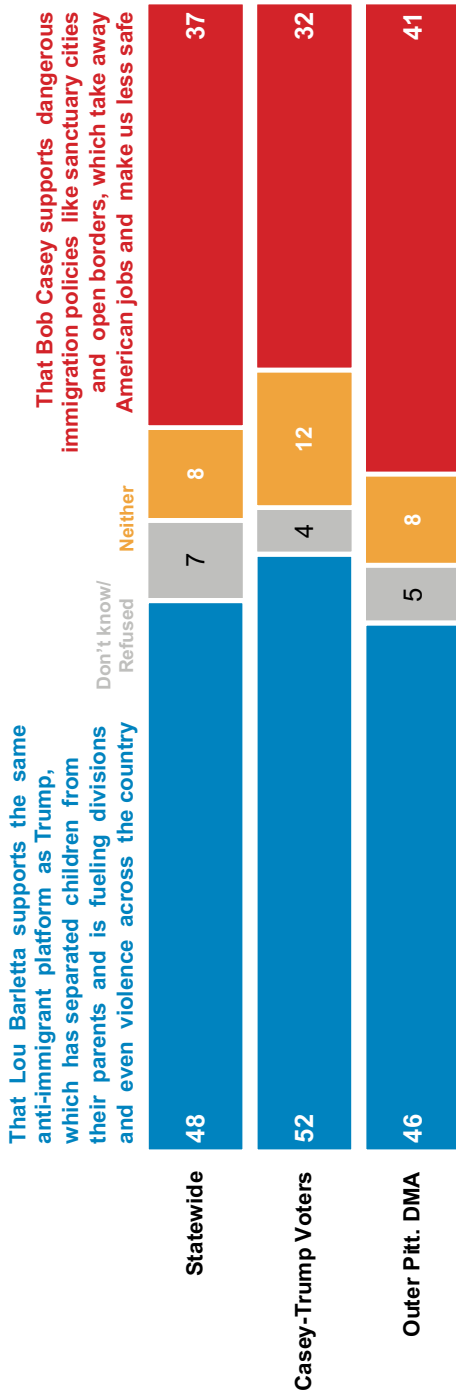
# Trump was a major presence on the minds of Pennsylvania voters

How big of a factor were your feelings about Donald Trump in your vote for U.S. Senate?



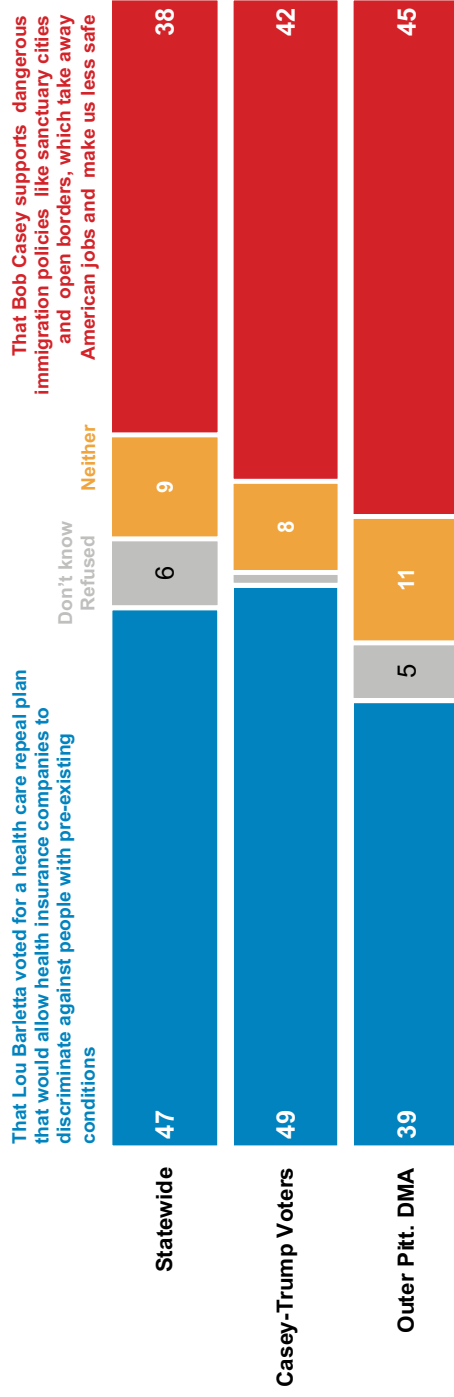
Voters found Barletta’s anti-immigrant platform more concerning than the GOP rhetoric of aligning Casey with sanctuary cities & open borders

Which of the following concerns you more?



## Barletta's record on health care was more concerning to voters than Casey's position on immigration


Which of the following concerns you more?



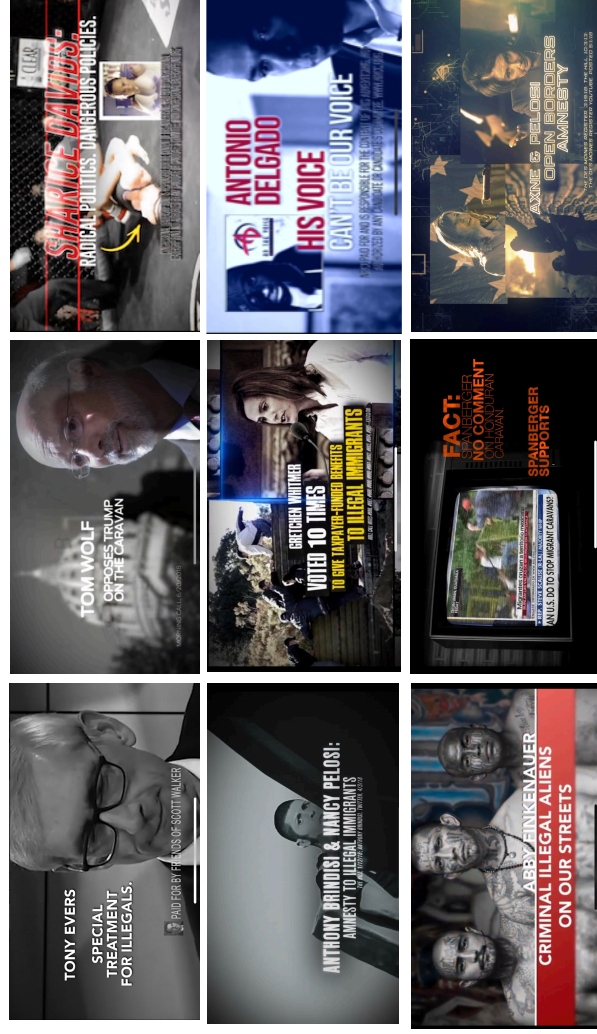


## Voters were in clear opposition to the zero-tolerance policy at the border

Do you support or oppose the “zero tolerance” policy at the border, which separated families when they were caught crossing the border and detained children separately from their parents?



This played out across the country as the GOP's divisive ads backfired in purple races, including key House and Gubernatorial contests



## What we did

### Pennsylvania

The Pennsylvania survey was fielded between November 6th and November 8th, 2018, among a base sample of 804 voters statewide. An additional oversample was conducted in the outer Pittsburgh DMA (counties in the market aside from Allegheny County) to reach 206 total voters in this region. The margin of error at the 95% confidence level is +/- 3.5% for the statewide base sample, and the margin of error on sub-samples is greater.

# Thank You

**New York**  
215 Park Ave South  
15th Floor  
New York, NY 10003

**Washington, DC**  
1001 G Street NW  
6th Floor East  
Washington, DC 20001

**Hartford**  
185 Asylum St  
16th Floor  
Hartford, CT 06103

**Chicago**  
222 W. Ontario St.  
Suite 600  
Chicago, IL 60654

**Denver**  
1120 Lincoln Street  
Suite 905  
Denver, CO 80203

**Seattle**  
2608 2<sup>nd</sup> Ave  
#293  
Seattle, WA 98121

